

Eastern India's Fastest Growing Diagnostic Chain

Trust the Expert in Diagnostic Testing



Accurate
Reports



365 Days
Open



Hi-tech
Laboratory



A Comprehensive Health Analysis Report

A complete and comprehensive health analysis report that helps you get to the root of your health issues. We offer a full analysis of your results that ensure fast and accurate treatment, if needed.



Check the authenticity of your lab report with machine data
Scan the QR using any QR code scanner.

For any concern regarding this report, call our quality helpline at:1800-121-6364

www.healthplusdiagnostic.com

Smart Report

Health Plus Smart Report

Aditya Keshari

+91 99999 99999

Health Plus smart report is an innovative and informative way of bringing you your test results. The report is customized and curated specifically keeping in mind your health concerns to ensure accurate treatment and diagnosis.

Below are the sections which illustrate what you can anticipate from this report, how you can read this report and use it for your welfare:

Health Analysis

Briefs your test results, giving an indication to where you should pay more attention to. The section is derived from your lab test results.



Historical Charts

Measures and tracks your health progress in reference with past data. Important parameters are depicted here keeping in mind test history.



Lab Test Results

Generates comprehensive test results with the use of modern technology and intensive quality checks by experienced health experts.



Health Advisory

Advisory and recommendations on nutrition or lifestyle modifications, suggestions on further consultation in pursuit of a healthier future.



General Recommendations

A brief suggestion of general preventive tests categorized by age. This section shares suggestions for which tests are necessary based on health requirements.



For any concern regarding this report, call our quality helpline at:1800-121-6364

www.healthplustiagnostic.com

HEALTH PLUS DIAGNOSTIC

NABL Accredited

ISO Certified



Smart Report

Personalized Summary & Vital Parameters

Aditya Keshari

+91 99999 99999

We have successfully completed your health diagnosis. This step ensures that you remain at the pink of your health and lead a healthier life.

Your Health Score

90 Out of 100

*Calculated from test reports

10 Vital Health Parameters of a Human Body Ecosystem

The main parameters that require routine and regular check up are listed below. This also views the customised results on the basis of the tests that you've taken.



THYROID PROFILE

Test not taken



LIPID PROFILE

Concern



KIDNEY FUNCTION

Test not taken



IRON STUDIES

Test not taken



VITAMIN PROFILE

Concern



LIVER FUNCTION

Concern



URINE PROFILE

Concern



DIABETIC PROFILE

Concern



Complete Hemogram

Test not taken



INFLAMMATORY CONDITION

Test not taken

For any concern regarding this report, call our quality helpline at:1800-121-6364

www.healthplustiagnostic.com

HEALTH PLUS DIAGNOSTIC

NABL Accredited

ISO Certified



Smart Report

Critical Parameters

Aditya Keshari

+91 99999 99999

The critical parameters given below have shown results that are out of the normal range and need attention and regular check-ups.

VITAMIN D3 - 25 HYDROXY

The 25-hydroxy vitamin D test is the most accurate way to measure how much vitamin D is in your body. Vitamin D helps control calcium

Your Result Value

and phosphate levels in the body.

Impact on overall health?

Vitamin D deficiency can lead to a loss of bone density, which can contribute to osteoporosis and fractures (broken bones). Severe vitamin D deficiency can also lead to other diseases: In children, it can cause rickets.

How to improve health conditions?

You can boost your vitamin D levels by getting more sun exposure, eating foods rich in vitamin D, and/or taking supplements.

↓ **20.60** ng/ml

Normal Value: 30.00-100.00 ng/mL

Concern

HbA1c (Glycosylated Haemoglobin)

HbA1c is what's known as glycated haemoglobin. This is something that's made when the glucose (sugar) in your body sticks to your red blood cells. Your body can't use the sugar properly, so more of it sticks to your blood cells and builds up in your blood.

Impact on overall health?

High A1C levels are a sign of high blood glucose from diabetes. Diabetes can cause serious health problems, including heart disease, kidney disease, and nerve damage.

How to improve health conditions?

With proper treatment and significant lifestyle changes, you can control your blood glucose levels.

Your Result Value

↑ **6.9** %

Normal Value: 0.00-5.60 %

Concern

*Fasting Blood Glucose (FBS)

Fasting blood sugar (FBS) measures blood glucose after you have not eaten for at least 8 hours.

Impact on overall health?

As with low blood sugar, high blood sugar may cause loss of consciousness or seizures if people do not get treatment. Persistent high blood sugar can increase the risk of serious complications that doctors relate to diabetes, such as cardiovascular disease.

How to improve health conditions?

You can help to control your blood sugar levels with a few natural adjustments to your lifestyle and diet. Of course, you should discuss changes with your health provider first.

Your Result Value

↑ **114** mg/dL

Normal Value: 70.00-110.00 mg/dL

Concern

For any concern regarding this report, call our quality helpline at:1800-121-6364

www.healthplusdiagnostic.com

HEALTH PLUS DIAGNOSTIC

ISO Certified



Patient Name : Mr. SUBRATA KR TRIPATHI
Age/Gender : 83 / Male
Order Id : 2720847
Referred By : Dr. ARUN KR CHAUDHURI
Customer Since : 27/May/2022
Sample Type : Serum

Barcode : H5835653



Sample Collected On : 04/Jul/2023 08:07 AM
Sample Received On : 04/Jul/2023 09:07 AM
Report Generated On : 06/Jul/2023 11:07 AM
Sample Temperature : Maintained
Report Status : Partial Report

Test Name	Value	Unit	Bio.Ref Interval
*Iron	30	ug/dL	
*Unsaturated Iron Binding Capacity (UIBC)	209	ug/dL	
*Total Iron Binding capacity (TIBC)	239	ug/dL	
Transferrin Saturation	13	%	

HEALTH PLUS DIAGNOSTIC

ISO Certified



Patient Name : Mr. SUBRATA KR TRIPATHI
 Age/Gender : 83 / Male
 Order Id : 2720847
 Referred By : Dr. ARUN KR CHAUDHURI
 Customer Since : 27/May/2022
 Sample Type : Serum

Barcode : H5835653



Sample Collected On : 04/Jul/2023 08:07 AM
 Sample Received On : 04/Jul/2023 09:07 AM
 Report Generated On : 06/Jul/2023 11:07 AM
 Sample Temperature : Maintained
 Report Status : Partial Report

Test Name	Value	Unit	Bio.Ref Interval
DIABETIC PROFILE			
HbA1c (Glycosylated Haemoglobin)	6.9	%	Normal/Low Risk < 5.7 Pre-Diabetes/High Risk Diabetes 5.7 - 6.5% Diabetes >6.5%
Estimated Average Glucose	151	mg/dL	If HBA1c Value 4% - 6% Normal 70 - 126
*Fasting Blood Glucose (FBS)	114	mg/dL	70 - 110

For any concern regarding this report, call our quality helpline at:1800-121-6364

www.healthplusdiagnostic.com

HEALTH PLUS DIAGNOSTIC

ISO Certified



Patient Name : Mr. SUBRATA KR TRIPATHI
 Age/Gender : 83 / Male
 Order Id : 2720847
 Referred By : Dr. ARUN KR CHAUDHURI
 Customer Since : 27/May/2022
 Sample Type : Serum

Barcode : H5835653



Sample Collected On : 04/Jul/2023 08:07 AM
 Sample Received On : 04/Jul/2023 09:07 AM
 Report Generated On : 06/Jul/2023 11:07 AM
 Sample Temperature : Maintained
 Report Status : Partial Report

Test Name	Value	Unit	Bio.Ref Interval
LIPID PROFILE			
*Cholesterol Total (CHOL)	118	mg/dL	Desirable: <200 Borderline High: 200-239 High: >=240
*Cholesterol (HDL)	28	mg/dL	High Risk: <40 Moderate Risk: 40 - 60 No Risk: >60
NON HDL Cholesterol	90	mg/dL	
*Triglycerides (TRIG)	98	mg/dL	Normal: <150 BorderLine: 150-199 High: 200-499 Very High: >=500
VLDL Cholesterol	19	mg/dL	< 40
*LDL Cholesterol	71	mg/dL	Optimal: <100 Above Optimal: 100-129 Boderline High: 130-159 High: 160-190 Very High: 190
*CHOL Total to CHOL HDL Ratio	4.21	Ratio	Low Risk: 3.3 - 4.4 Average Risk: 4.5 - 7.0 Moderate Risk: 7.1 - 11.0 High Risk: >=11
CHOL Total to CHOL LDL Ratio	1.7	Ratio	
CHOL LDL to CHOL HDL Ratio	2.5	Ratio	Desirable/Low Risk: 0.5 - 3.0 Borderline/Moderate Risk: 3.1 - 6.0

For any concern regarding this report, call our quality helpline at:1800-121-6364


www.healthplusdiagnostic.com

HEALTH PLUS DIAGNOSTIC

ISO Certified



Patient Name : Mr. SUBRATA KR TRIPATHI
 Age/Gender : 83 / Male
 Order Id : 2720847
 Referred By : Dr. ARUN KR CHAUDHURI
 Customer Since : 27/May/2022
 Sample Type : Serum

Barcode : H5835653 
 Sample Collected On : 04/Jul/2023 08:07 AM
 Sample Received On : 04/Jul/2023 09:07 AM
 Report Generated On : 06/Jul/2023 11:07 AM
 Sample Temperature : Maintained
 Report Status : Partial Report

Test Name	Value	Unit	Bio.Ref Interval
LIVER FUNCTION			
*Bilirubin (Total)	0.63	mg/dL	0.00 - 1.00
*Bilirubin (Indirect/Unconjugated)	0.35	mg/dL	0.1 - 1.0
*Bilirubin (Direct/Conjugated)	0.28	mg/dL	0.00-0.20

For any concern regarding this report, call our quality helpline at:1800-121-6364


www.healthplusdiagnostic.com

HEALTH PLUS DIAGNOSTIC

ISO Certified



Patient Name : Mr. SUBRATA KR TRIPATHI
 Age/Gender : 83 / Male
 Order Id : 2720847
 Referred By : Dr. ARUN KR CHAUDHURI
 Customer Since : 27/May/2022
 Sample Type : Serum

Barcode : H5835653 
 Sample Collected On : 04/Jul/2023 08:07 AM
 Sample Received On : 04/Jul/2023 09:07 AM
 Report Generated On : 06/Jul/2023 11:07 AM
 Sample Temperature : Maintained
 Report Status : Partial Report

Test Name	Value	Unit	Bio.Ref Interval
URINE PROFILE			
*Volume	30	ml	
*Colour	PALE YELLOW		
*Specific Gravity	1.010		
*Reaction (pH)	6.5		
*Glucose	Absent		
*Protein	Absent		

For any concern regarding this report, call our quality helpline at:1800-121-6364


www.healthplusdiagnostic.com

HEALTH PLUS DIAGNOSTIC

ISO Certified



Patient Name : Mr. SUBRATA KR TRIPATHI
Age/Gender : 83 / Male
Order Id : 2720847
Referred By : Dr. ARUN KR CHAUDHURI
Customer Since : 27/May/2022
Sample Type : Serum

Barcode : H5835653 
Sample Collected On : 04/Jul/2023 08:07 AM
Sample Received On : 04/Jul/2023 09:07 AM
Report Generated On : 06/Jul/2023 11:07 AM
Sample Temperature : Maintained
Report Status : Partial Report

Test Name	Value	Unit	Bio.Ref Interval
VITAMIN PROFILE			
Vitamin B12 (Cyanocobalamin)	400	pg/ml	187 - 883
VITAMIN D3 - 25 HYDROXY	20.60	ng/ml	Deficiency < 20.00 Insufficiency 21.00 - 30.00 sufficiency 31.00 - 100.00 Toxicity > 100.00

For any concern regarding this report, call our quality helpline at:1800-121-6364

www.healthplusdiagnostic.com

HEALTH PLUS DIAGNOSTIC

NABL Accredited

ISO Certified



[Smart Report](#)

[Historical Charts](#)

Aditya Keshari

+91 99999 99999

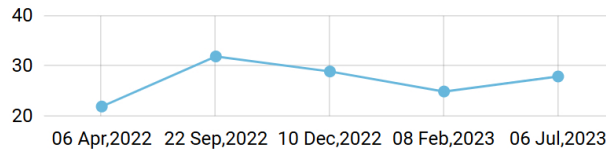
Below are the historical charts that show the results of the previous tests done in a graphical format.

Cholesterol(HDL) Total, Serum

Your Latest result: 28 mg/dL
06 Jul,2023

Borderline Result

Everything looks Good



Calcium Total, Serum

Your Latest result: 7.0 mg/dl
14th April 2022

Borderline Result

Everything looks Good

HEALTH PLUS DIAGNOSTIC

NABL Accredited

ISO Certified



Smart Report

Aditya Keshari

General Recommendation on Preventive Screening

+91 99999 99999

Risks Factor	Recommended Tests	Age Group (18-29yrs)	Age Group (30-39yrs)	Age Group (40-55yrs)	Age Group (Above 55 yrs.)
Diabetes	HbA1c Blood Glucose Fasting	Recommended Screen Annually Repeat Earlier in case of symptoms Under treatment-Repeat every 3-6 months	Strongly Recommended Screen Annually Repeat Earlier in case of symptoms Under treatment-Repeat every 3-6 months	Strongly Recommended Screen Annually Repeat Earlier in case of symptoms Under treatment-Repeat every 3-6 months	Screen Annually Repeat Earlier in case of symptoms Under treatment-Repeat every 3-6 months
Thyriod Disorder	Thyroid Profile - Total <small>(T3,T4& TSH Ultra-sensitive)</small>	Recommended Screen Annually Repeat Earlier in case of symptoms Under treatment-Repeat every 3-6 months	Strongly Recommended Screen Annually Repeat Earlier in case of symptoms Under treatment-Repeat every 3-6 months	Strongly Recommended Screen Annually Repeat Earlier in case of symptoms Under treatment-Repeat every 3-6 months	Screen Annually Repeat Earlier in case of symptoms Under treatment-Repeat every 3-6 months
Vitamin-D Deficiency	Vitamin D Total 25-Hydroxy	Recommended Screen Annually Repeat Earlier in case of symptoms Under treatment-Repeat every 3-6 months	Strongly Recommended Screen Annually Repeat Earlier in case of symptoms Under treatment-Repeat every 3-6 months	Strongly Recommended Screen Annually Repeat Earlier in case of symptoms Under treatment-Repeat every 3-6 months	Screen Annually Repeat Earlier in case of symptoms Under treatment-Repeat every 3-6 months
High Cholesterol / Dyslipidemia	Lipid Profile Cholesterol-Total, Serum	Recommended Screen Annually Repeat Earlier in case of symptoms Under treatment-Repeat every 3-6 months	Strongly Recommended Screen Annually Repeat Earlier in case of symptoms Under treatment-Repeat every 3-6 months	Strongly Recommended Screen Annually Repeat Earlier in case of symptoms Under treatment-Repeat every 3-6 months	Screen Annually Repeat Earlier in case of symptoms Under treatment-Repeat every 3-6 months
Vitamin-B12 Deficiency	Vitamin B12 Cyanocobalamin	Recommended Screen Annually Repeat Earlier in case of symptoms Under treatment-Repeat every 3-6 months	Strongly Recommended Screen Annually Repeat Earlier in case of symptoms Under treatment-Repeat every 3-6 months	Strongly Recommended Screen Annually Repeat Earlier in case of symptoms Under treatment-Repeat every 3-6 months	Screen Annually Repeat Earlier in case of symptoms Under treatment-Repeat every 3-6 months
Kidney Disorder	Kidney Function test Urine Routine & Microscopy Urea Serum	Recommended Screen Annually Repeat Earlier in case of symptoms Under treatment-Repeat every 3-6 months	Strongly Recommended Screen Annually Repeat Earlier in case of symptoms Under treatment-Repeat every 3-6 months	Strongly Recommended Screen Annually Repeat Earlier in case of symptoms Under treatment-Repeat every 3-6 months	Screen Annually Repeat Earlier in case of symptoms Under treatment-Repeat every 3-6 months

HEALTH PLUS DIAGNOSTIC

NABL Accredited

ISO Certified



A healthy family is a happy family. Gift your family the wealth of health by getting regular tests done and staying on top of your health.

Full Body Checkup Packages Starts at Rs. 999

Health Plus 1.1- Full Body CheckUp

Includes: 50 Parameters

People nowadays tend to overlook small health issues that later develop into severe illnesses. Preventive...

₹999 /- ₹1500 /-

Health Plus 2.1- Immunity Health CheckUp

Includes: 87 Parameters

Diabetes occurs either when the pancreas does not produce enough insulin or when the body...

₹999 /- ₹1500 /-

Senior Citizen Profile

Includes: 9 Parameters

While genetics play a key role, your diet, the weather, pollution, and your overall approach...

₹999 /- ₹1500 /-

About Health Plus Diagnostic

How We Control Report Accuracy at Health Plus Diagnostic



Quality Control

We follow Quality Control to ensure both precision & accuracy of patient results.



Machine Data

We save patient's result values directly from machines ensuring no manipulations & no fake values.



Equipment

Our Partner Labs are equipped with state-of-the-art instruments with cutting edge technology to provide faster & reliable results.

Contact Us

Affordable Health Packages to Fit Your Needs

For Home Collection : 90914 90914

Call Us : 90914 90914

